



COUNTY HEALTH PROFILE
DUVAL COUNTY

HEALTH PLANNING COUNCIL
OF NORTHEAST FLORIDA, INC.



SERVING THE COUNTIES OF
BAKER, CLAY, DUVAL, FLAGLER
NASSAU, ST. JOHNS and VOLUSIA

644 Cesery Boulevard, Suite 210
Jacksonville, FL 32211
Ph. (904) 723-2162 • Fax (904) 723-2170

www.hpcnef.org

■ SOCIOECONOMICS

	<u>County</u>	<u>Florida</u>
Per Capita Income	\$26,433	\$26,399
Median Household Income	\$50,508	\$46,736
Percent of persons below 100% FPL	11.7	11.9
*Percent of Students on Free/Reduced Lunch		
Elementary School	49.3	52.4
Middle School	43.3	47.7
Unemployment Rate	4.1	4.3
Percent with High School Diplomas	82.7	80.4
Percent with College Diplomas	21.9	24.4

Source: ESRI Business Solutions Population Data, 2007; U.S. Census Bureau, Small Area Income & Poverty, 2004; * Florida School Indicators Report, 2005-06, Florida Department of Education. High school students are not included in the free and reduced price lunch program; Florida Research & Economic Database, 2007; U.S. Census Bureau, 2000.

■ MATERNAL and INFANT HEALTH

	<u>County</u>	<u>Florida</u>
Total Birth Rate	15.2	12.6
Teen Birth Rate	50.1	42.4
Repeat Teen Birth Rate	16.4	16.0
Low Birthweight Rate	9.7	8.7
% With Late or No Prenatal Care	5.3	5.1
% of Kindergartners Immunized	93.2	94.1
Infant Death Rate	10.6	7.2

Source: Florida Department of Health, CHARTS, 3 year average, 2004 - 2006

■ LEADING CAUSES OF DEATH

Cause	County		Florida
	Number of Deaths	Age-Adjusted Death Rate	Age-Adjusted Death Rate
All Causes	6,939	883.3	714.3
Heart Disease	1,599	207.2	169.8
Cancer	1,583	202.3	182.8
Stroke	376	48.9	37.1
*Respiratory Disease	359	47.5	36.6
Diabetes	259	33.3	21.2

Source: Florida Department of Health, CHARTS. Number of deaths and age-adjusted death rate based on 3 year average for 2004-2006 (per 100,000 population). *Note that respiratory disease includes Chronic Obstructive Pulmonary Disease and Asthma

■ INFECTIOUS DISEASES

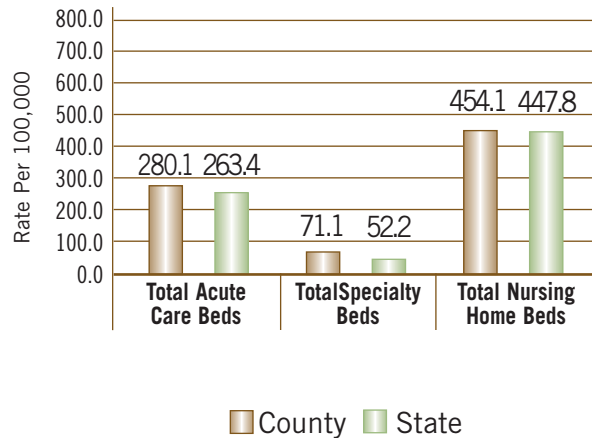
Cause	County		Florida
	Ave. Number of Cases	3 Yr. Rate Per 100,000	3 Yr. Rate Per 100,000
Gonorrhea, Chlamydia, & Infectious Syphilis	6,999.7	809.6	369.5
Hepatitis B Cases	27	3.1	2.6
AIDS Cases	281	32.5	27.2
HIV Cases (New Cases)	315	36.4	29.4

Source: Florida Department of Health, Bureau of HIV/AIDS. Three year average and rates based on 2004-06 data.

HEALTH CARE ACCESS

Health Care Facilities

per 100,000, County and State, 2006



Source: Division of Medical Quality Assurance and Office of Planning, Evaluation and Data Analysis, Florida Department of Health, Florida Agency for Health Care Administration (AHCA), Fiscal Year 2006

Health Care Coverage

	County		Florida	
	Number	%	Number	%
Medicare	107,377	12.0	3,109,548	16.8
Medicare HMO	10,513	11.7	779,909	4.2
Medicaid	111,200	12.3	2,079,282	11.2
Medicaid HMO	40,653	4.5	651,903	3.5
Commercial HMO	129,833	14.4	2,137,547	11.6

Source: Medicare enrollment as of May, 2007, Florida Medical Quality Assurance (FMQAI). Medicaid eligibles as of 6/30/07, Agency for Health Care Administration (AHCA). Medicare, Medicaid and Commercial HMO Enrollment as of 6/30/06, Florida Office of Insurance Regulation. Percentages based on 2007 ESRI Population Estimates.

Federal Designations For Duval County

Designation	Status	Designation Type
	Primary Health Professional Shortage Area	Yes
Dental Health Professional Shortage Area	Yes	LIP; CHC
Mental Health Professional Shortage Area	Yes	CHC; LAL
Medically Underserved Area/Population	Yes	LIP – North Jacksonville

Note: LIP: Low Income Population | CHC: Community Health Center | LAL: Look-A-Like

Source: U.S. Department of Health and Human Services, HPSA database, 2007

UTILIZATION

	County	Florida
¹ Hospital Discharge Rate	128.4	133.6
² Hospital Utilization Rate (Acute Care Beds)	72.1	58.9
³ Nursing Home Utilization Rate	91.5	88.2

Source: ¹Agency for Health Care Administration (AHCA) Florida Center for Health Information and Policy Analysis Hospital Inpatient Data, Calendar Year 2006, Rates per 1,000; ²AHCA Florida Hospital Bed Need Projections July 27, 2007; ³AHCA Florida Nursing Home Utilization by District and Subdistrict April 6, 2007.

Leading Emergency Department Visits

County	Florida		
Top 5 Primary Diagnosis	# Patients	Top 5 Primary Diagnosis	# Patients
² Acute Upper Resp Infection	8,347	² Acute Upper Resp Infection	123,987
Fever	7,299	Otitis Media, Unspecified	106,091
Other Chest Pain	6,500	Acute Pharyngitis	101,693
Chest Pain	6,038	¹ Urinary Tract Infection	95,648
Headache	5,907	Headache	94,509

Source: Agency for Health Care Administration (AHCA) Hospital Data File, Calendar Year 2006. Data based on ICD-9 codes and includes both hospital inpatients (admitted via the emergency department) and those seen and treated in the emergency department as outpatients.

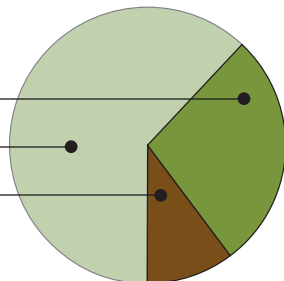
Note: ¹Urinary tract infection, site not specified; ²Acute upper respiratory infections of unspecified sites

■ DEMOGRAPHICS

Age Groups

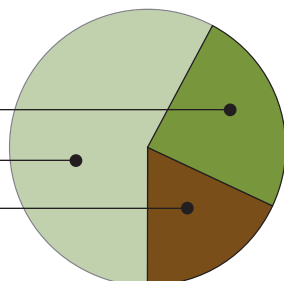
County

Age	Number	Percent
0-19	249,348	27.8
20-64	553,383	61.7
65+	94,380	10.5



Florida

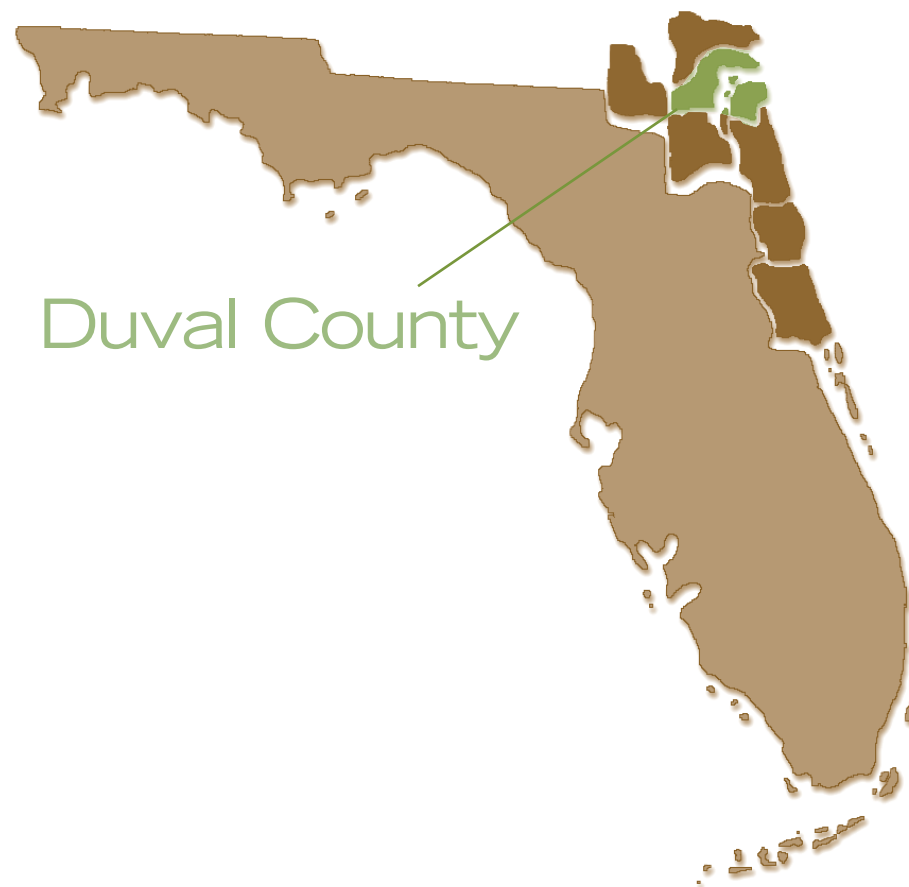
Age	Number	Percent
0-19	4,472,593	24.2
20-64	10,705,295	57.9
65+	3,300,421	17.9



	County		Florida	
	Number	Percent	Number	Percent
Total Population	897,561	—	18,478,309	—
Asian	31,647	3.5	375,256	2.0
Black	280,851	31.3	2,860,188	15.5
White	545,771	60.8	13,993,783	75.7
Other	39,292	4.4	1,249,082	6.8
Hispanic*	50,592	5.6	3,695,954	20.0
Female	462,067	51.5	9,464,750	51.2
Male	435,494	48.5	9,013,559	48.8

*Persons of Hispanic origin can be of any race.

Source: ESRI Business Solutions Population Data, 2007



■ MISSION

The mission of the Health Planning Council of Northeast Florida, Inc. is to provide coordinated health planning services designed to enhance the provision of accessible, affordable, and high quality health care services to all persons residing in Baker, Clay, Duval, Flagler, Nassau, St. Johns, and Volusia Counties.