



## ■ MISSION

The mission of the Health Planning Council of Northeast Florida, Inc. is to provide coordinated health planning services designed to enhance the provision of accessible, affordable, and high quality health care services to all persons residing in Baker, Clay, Duval, Flagler, Nassau, St. Johns, and Volusia Counties.

**HEALTH PLANNING COUNCIL**  
OF NORTHEAST FLORIDA, INC.

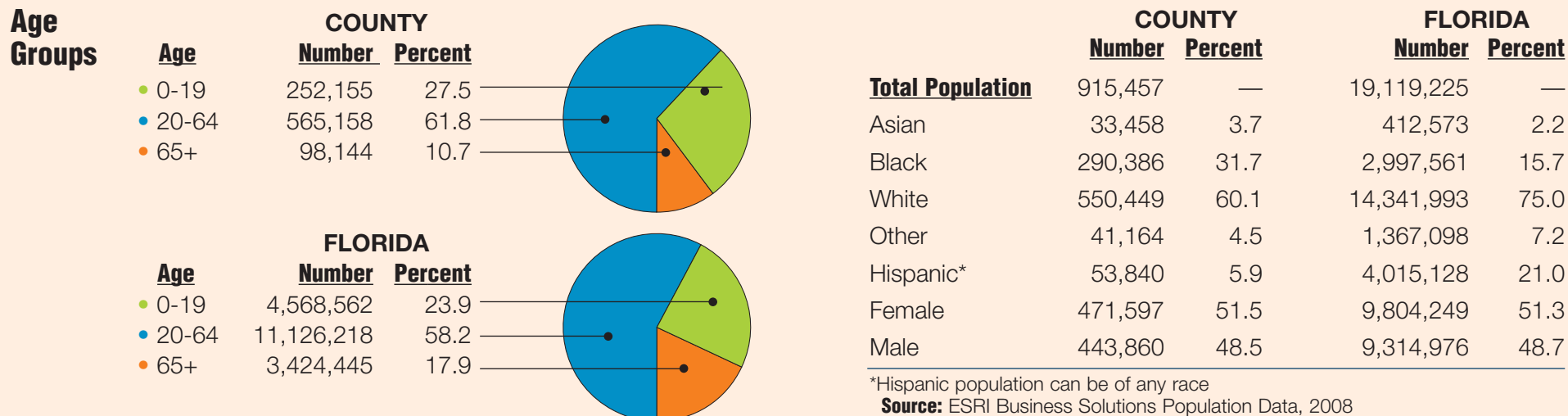




# HEALTH PROFILE

# DUVAL County

## Demographics



## Socioeconomics

	COUNTY	FLORIDA
Per Capita Income	\$27,242	\$27,867
Median Household Income	\$52,256	\$50,509
Percent of persons below 100% FPL	12.4	12.1
*Percent of Students on Free/Reduced Lunch		
Elementary School	40.0	51.9
Middle School	42.6	46.6
Unemployment Rate	9.7	9.5
Percent with High School Diplomas	87.4	84.4
Percent with College Diplomas	24.8	25.2

**Source:** ESRI Business Solutions Population Data, 2008; U.S. Census Bureau, Small Area Income and Poverty, 2007; \* Florida School Indicators Report, 2006-07, Florida Department of Education. High school students are not included in the free and reduced price lunch program; Florida Research & Economic Database, 2009

## Maternal and Infant Health

	COUNTY	FLORIDA
Total Birth Rate	15.3	12.7
Teen Birth Rate	50.9	42.9
Repeat Teen Birth Rate	16.8	16.3
Low Birthweight Rate	9.6	8.7
% With Late or No Prenatal Care	6.6	5.7
% of Kindergartners Immunized	92.8	94.1
Infant Death Rate	10.0	7.2

**Source:** Florida Department of Health, CHARTS, 3 year average, 2005-2007

## Leading Causes of Death

Cause	COUNTY		FLORIDA
	Number of Deaths	Age-Adjusted Death Rate	Age-Adjusted Death Rate
All Causes	7,108	862.8	697.9
Cancer	1,570	195.3	165.9
Heart Disease	1,558	196.2	172.5
Unintentional Injuries	425	45.7	45.3
Stroke	357	45.4	35.1
*Respiratory Disease	353	46.1	36.3

**Source:** Florida Department of Health, CHARTS. Number of deaths and age-adjusted death rate based on 3 year average for 2005-2007 (per 100,000 population).  
\*Note that respiratory disease includes Chronic Obstructive Pulmonary Disease and Asthma.

## Infectious Diseases

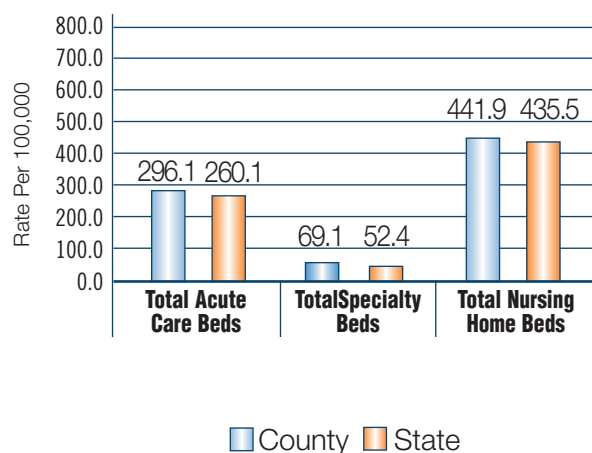
Cause	COUNTY		FLORIDA
	Avg. Number of Cases	3 Yr. Rate Per 100,000	3 Yr. Rate Per 100,000
Gonorrhea, Chlamydia, & Infectious Syphilis	7,627	863.3	398.5
Hepatitis B Cases	32	3.7	2.3
AIDS Cases	270	30.6	24.0
HIV Cases	328	37.1	29.3

**Source:** Florida Department of Health, Bureau of HIV/AIDS. Three year average and rates based on 2005-07 data.

## Health Care Access

### Health Care Facilities

per 100,000, County and State, 2008



**Source:** Florida Agency for Health Care Administration (AHCA), Hospital Beds and Services 7/25/08; Florida Nursing Home Utilization by District and Subdistrict 10/03/08; Population Estimates 9/08.

### Health Care Coverage

	COUNTY		FLORIDA	
	Number	%	Number	%
Medicare	110,886	12.1	3,247,677	17.0
Medicare HMO	13,249	1.4	701,703	3.7
Medicaid	122,846	13.4	2,359,525	12.3
Medicaid HMO	49,940	5.5	868,265	4.5
Commercial HMO	77,400	8.5	1,645,918	8.6

**Source:** Medicare enrollment as of March, 2009, Florida Medical Quality Assurance (FMQA). Medicaid eligibles as of 3/31/09, Agency for Health Care Administration (AHCA). Medicare, Medicaid and Commercial HMO Enrollment as of 9/30/08, Florida Office of Insurance Regulation. Percentages based on 2008 ESRI Population Estimates.

### Federal Designations For Duval County

	Designation Status	Designation Type
Primary Health Professional Shortage Area	Yes	LIP; CHC
Dental Health Professional Shortage Area	Yes	LIP; CHC
Mental Health Professional Shortage Area	Yes	CHC
Medically Underserved Area/Population	Yes	LIP – North Jacksonville

Note: LIP: Low Income Population CHC: Comprehensive Health Center

**Source:** U.S. Department of Health and Human Services, HPSA database, 2009

## ■ Utilization

	<b>County</b>	<b>Florida</b>
<sup>1</sup> Hospital Discharge Rate	126.4	129.4
<sup>2</sup> Hospital Utilization Rate (Acute Care Beds)	67.3	57.9
<sup>3</sup> Nursing Home Utilization Rate	92.0	88.1

**Source:** <sup>1</sup>Agency for Health Care Administration (AHCA) Florida Center for Health Information and Policy Analysis Hospital Inpatient Data, Calendar Year 2007, Rates per 1,000; <sup>2</sup>AHCA Florida Hospital Bed Need Projections July 25, 2008; <sup>3</sup>Health Planning Council of Northeast Florida Annual Nursing Home Utilization Report, Calendar Year 2007.

## Leading Emergency Department Visits

### County

<u>Top 5 Primary Diagnosis</u>	<u># Patients</u>
<sup>2</sup> Acute Upper Resp Infection . . . . .	7,556
Fever . . . . .	7,512
Other Chest Pain . . . . .	6,690
Unspecified Chest Pain . . . . .	5,877
Headache . . . . .	5,788

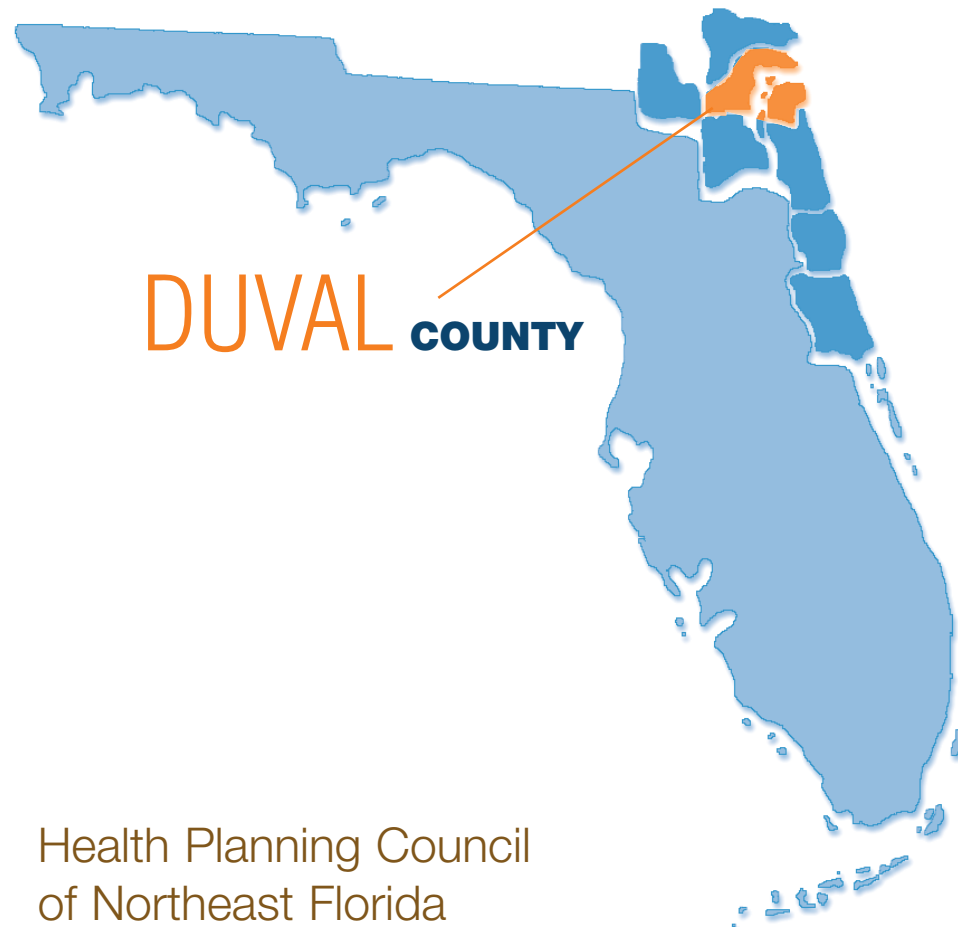
### Florida

<u>Top 5 Primary Diagnosis</u>	<u># Patients</u>
<sup>1</sup> Urinary Tract Infection . . . . .	122,892
<sup>2</sup> Acute Upper Resp Infection . . . . .	115,775
Other Chest Pain . . . . .	109,280
Headache . . . . .	99,914
Unspecified Chest Pain . . . . .	97,767

**Source:** Agency for Health Care Administration (AHCA) Hospital Data File, Calendar Year 2007. Data based on ICD-9 codes and includes both hospital inpatients (admitted via the emergency department) and those seen and treated in the emergency department as outpatients.

Note: <sup>1</sup>Urinary tract infection, site not specified;

<sup>2</sup>Acute upper respiratory infections of unspecified sites.



Health Planning Council  
of Northeast Florida

**SERVING THE COUNTIES OF**

BAKER, CLAY, DUVAL, FLAGLER  
NASSAU, ST. JOHNS and VOLUSIA

644 Cesery Boulevard, Suite 210 • Jacksonville, FL 32211

Ph. (904) 723-2162 • Fax (904) 723-2170

[www.hpcnef.org](http://www.hpcnef.org)