



2009 Duval County Health Profile

**Building a healthier region
through research and collaboration.**

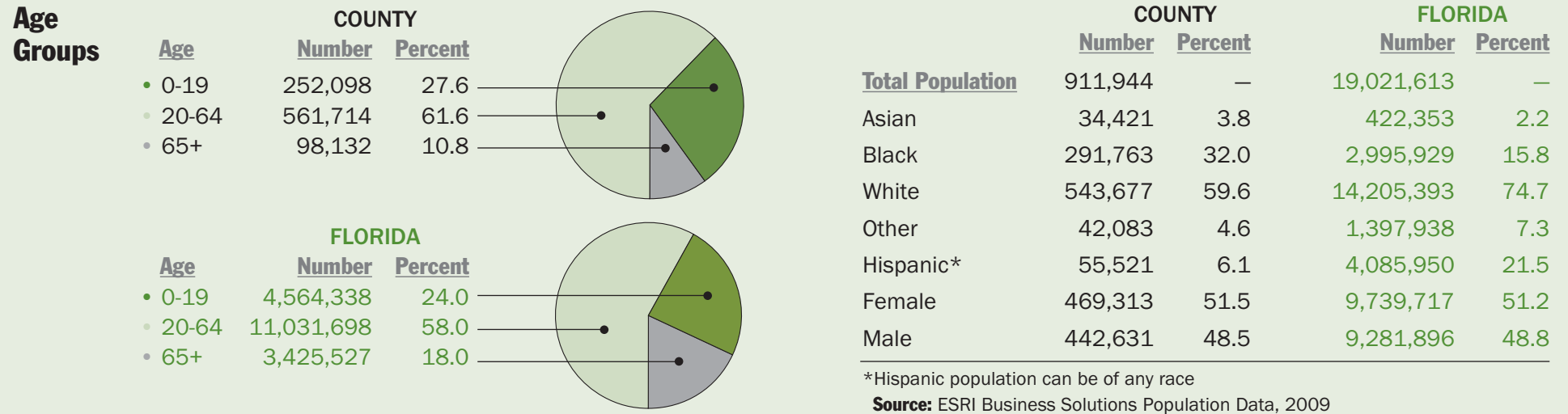
Visit www.hpcnef.org to access:

- County health profiles for Baker, Clay, Flagler, Nassau, St. Johns and Volusia Counties
- Regional health analytics
- A repository of community level health assessments and studies
- Hospital utilization reports
- Health planning consulting services



2009 Duval County Health Profile

Demographics



Socioeconomics

	COUNTY	FLORIDA
Per Capita Income	\$ 26,819	\$ 27,128
Median Household Income	\$ 52,034	\$ 50,413
Percent of persons below 100% FPL	12.1	13.3
Percent of Students on Free/Reduced-Price Lunch	45.7	49.6
Unemployment Rate	12.0	11.2
Percent with High School Diplomas	87.3	84.6
Percent with College Diplomas (Bachelor's)	16.8	16.4

Source: ESRI Business Analyst Online Executive Summary 2009; U.S. Census Bureau, Small Area Income & Poverty, 2008; Florida Department of Education, Student Demographic Information Records Data Report September 2009

Maternal and Infant Health

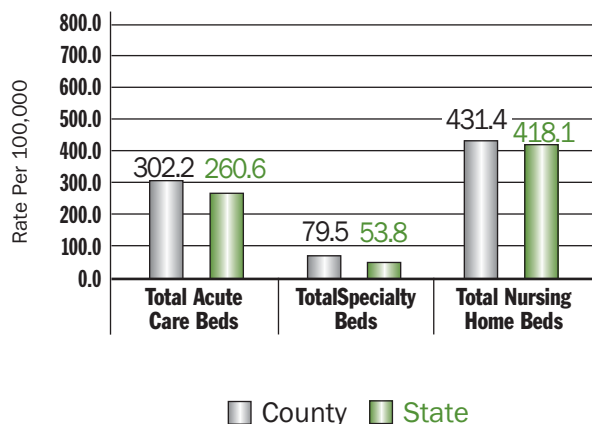
	COUNTY	FLORIDA
Total Birth Rate	15.2	12.6
Teen Birth Rate	50.3	42.5
Repeat Teen Birth Rate	18.7	18.3
Low Birthweight Rate	9.5	8.7
% With Late or No Prenatal Care	7.4	5.8
% of Kindergartners Immunized	93.6	92.7
Infant Death Rate	9.4	7.2

Source: Florida Department of Health, Florida CHARTS 3 year rate, 2006-2008

Health Care Access

Health Care Facilities

per 100,000, County and State, 2009



Source: Florida Agency for Health Care Administration (AHCA), Hospital Beds and Services 7/24/09; Florida Nursing Home Utilization by District and Subdistrict 10/02/09; ESRI Population Estimates 2009.

Health Care Coverage

	COUNTY		FLORIDA	
	Number	%	Number	%
Medicare	110,886	12.2	3,247,677	17.1
Medicare HMO	14,747	1.6	750,336	3.9
Medicaid	142,389	15.6	2,727,362	14.3
Medicaid HMO	33,953	3.7	946,066	5.0
Commercial HMO	71,115	7.8	1,573,347	8.3

Source: Medicare enrollment as of March, 2009, Florida Medical Quality Assurance (FMQAI). Medicaid eligibles as of 11/30/09, Agency for Health Care Administration (AHCA). Medicare, Medicaid and Commercial HMO Enrollment as of 6/30/09, Florida Office of Insurance Regulation. Percentages based on ESRI Population Estimates 2009.

Federal Designations For Duval County

Designation	Status	Designation Type
Primary Health Professional Shortage Area	Yes	LIP; CHC
Dental Health Professional Shortage Area	Yes	LIP; CHC
Mental Health Professional Shortage Area	Yes	CHC
Medically Underserved Area/Population	Yes	LIP – North Jacksonville

Note: LIP: Low Income Population, CHC: Comprehensive Health Center

Source: U.S. Department of Health and Human Services, HPSA database, 2009

Leading Causes of Death

Cause	COUNTY		FLORIDA
	Number of Deaths	Age-Adjusted Death Rate	Age-Adjusted Death Rate
All Causes	7,192	840.9	679.8
Cancer	1,641	189.4	162.3
Heart Disease	1,561	185.7	162.2
*Respiratory Disease	423	46.8	36.2
Unintentional Injuries	362	44.4	44.8
Stroke	327	42.2	33.3

Source: Florida Department of Health, CHARTS. Number of deaths and age-adjusted death rate based on 3 year average for 2006-2008 (per 100,000 population).
*Note that respiratory disease includes Chronic Obstructive Pulmonary Disease and Asthma.

Infectious Diseases

Cause	COUNTY		FLORIDA
	Avg. Number of Cases	3 Yr. Rate Per 100,000	3 Yr. Rate Per 100,000
Gonorrhea, Chlamydia, & Infectious Syphilis	8,234	918.4	447.7
Hepatitis B Cases	35	3.9	2.0
AIDS Cases	275	30.6	23.7
HIV Cases (New Cases)	356	39.7	32.2

Source: Florida Department of Health, Florida CHARTS 3 year average number of cases and rates based on 2006-2008 data.

Utilization

	County	Florida
¹ Hospital Discharge Rate	128.4	129.7
² Hospital Utilization Rate (Acute Care Beds)	70.9	57.6
³ Nursing Home Utilization Rate	91.0	87.4

Source: ¹Agency for Health Care Administration (AHCA) Florida Center for Health Information and Policy Analysis Hospital Inpatient Data, Calendar Year 2008, Rates per 1,000;
²AHCA Florida Hospital Bed Need Projections July 24, 2009;
³AHCA Florida Nursing Home Utilization by District and Subdistrict Report April 3, 2009.

Leading Emergency Department Visits

County		# Patients
Top 5 Primary Diagnosis		
² Acute Upper Resp Infection	8,127
Other Chest Pain	6,870
¹ Urinary Tract Infection	6,177
Fever	6,171
Chest Pain, unspecified	6,049

Florida		# Patients
Top 5 Primary Diagnosis		
² Acute Upper Resp Infection	132,658
¹ Urinary Tract Infection	131,895
Other Chest Pain	116,877
³ Abdominal Pain	106,841
Headache	104,580

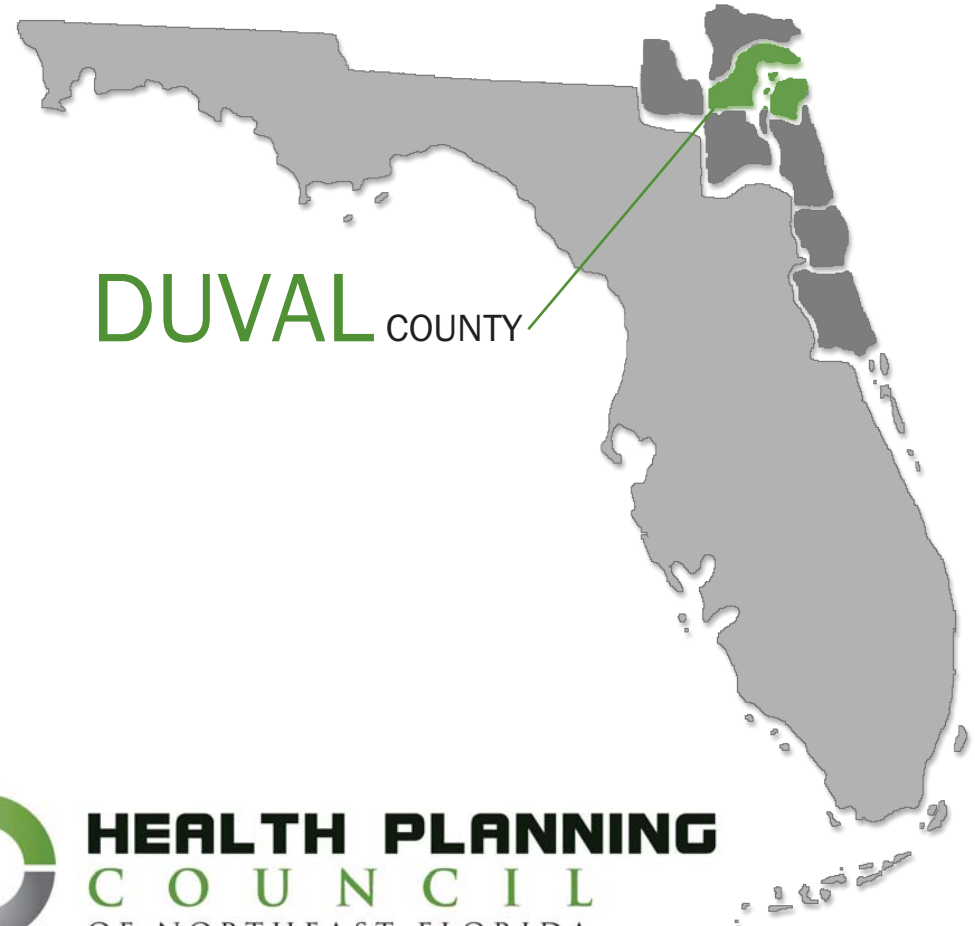
Source: Agency for Health Care Administration (AHCA) Hospital Data File, Calendar Year 2008. Data based on ICD-9 codes and includes both hospital inpatients (admitted via the emergency department) and those seen and treated in the emergency department as outpatients.

Note: ¹Urinary tract infection, site not specified;
²Acute upper respiratory infections of unspecified sites;
³Abdominal pain other specified site;
⁴Unspecified disorder of teeth and supporting structures

Mission

The mission of the Health Planning Council of Northeast Florida, Inc. is to provide coordinated health planning services designed to enhance the provision of accessible, affordable, and high quality health care services to all persons residing in Baker, Clay, Duval, Flagler, Nassau, St. Johns, and Volusia Counties.

**SERVING THE COUNTIES OF
 BAKER, CLAY, DUVAL, FLAGLER
 NASSAU, ST. JOHNS and VOLUSIA**



**HEALTH PLANNING
 COUNCIL
 OF NORTHEAST FLORIDA**

644 Cesery Boulevard, Suite 210 • Jacksonville, FL 32211
 Ph. (904) 723-2162 • Fax (904) 723-2170

www.hpcnef.org