



COUNTY HEALTH PROFILE  
**FLAGLER COUNTY**

**HEALTH PLANNING COUNCIL**  
OF NORTHEAST FLORIDA, INC.



**SERVING THE COUNTIES OF**  
**BAKER, CLAY, DUVAL, FLAGLER**  
**NASSAU, ST. JOHNS and VOLUSIA**

644 Cesery Boulevard, Suite 210

Jacksonville, FL 32211

Ph. (904) 723-2162 • Fax (904) 723-2170

[www.hpcnef.org](http://www.hpcnef.org)

## ■ SOCIOECONOMICS

	<u>County</u>	<u>Florida</u>
Per Capita Income	\$27,795	\$26,399
Median Household Income	\$49,298	\$46,736
Percent of persons below 100% FPL	7.8	11.9
*Percent of Students on Free/Reduced Lunch		
Elementary School	38.7	52.4
Middle School	36.3	47.7
Unemployment Rate	5.8	4.3
Percent with High School Diplomas	85.9	80.4
Percent with College Diplomas	21.2	24.4

**Source:** ESRI Business Solutions Population Data, 2007; U.S. Census Bureau, Small Area Income & Poverty, 2004; \* Florida School Indicators Report, 2005-06, Florida Department of Education. High school students are not included in the free and reduced price lunch program; Florida Research & Economic Database, 2007; U.S. Census Bureau, 2000.

## ■ MATERNAL and INFANT HEALTH

	<u>County</u>	<u>Florida</u>
Total Birth Rate	9.2	12.6
Teen Birth Rate	29.2	42.4
Repeat Teen Birth Rate	11.5	16.0
Low Birthweight Rate	8.7	8.7
% With Late or No Prenatal Care	3.7	5.1
% of Kindergartners Immunized	92.5	94.1
Infant Death Rate	5.4	7.2

**Source:** Florida Department of Health, CHARTS, 3 year average, 2004 - 2006

## ■ LEADING CAUSES OF DEATH

Cause	County		Florida
	Number of Deaths	Age-Adjusted Death Rate	Age-Adjusted Death Rate
All Causes	792	569.3	714.3
Cancer	221	146.0	169.8
Heart Disease	187	127.1	182.8
Stroke	40	25.9	37.1
*Respiratory Disease	37	23.5	36.6
Motor Vehicle Crashes	17	24.2	18.6

**Source:** Florida Department of Health, CHARTS. Number of deaths and age-adjusted death rate based on 3 year average for 2004-2006 (per 100,000 population). \*Note that respiratory disease includes Chronic Obstructive Pulmonary Disease and Asthma

## ■ INFECTIOUS DISEASES

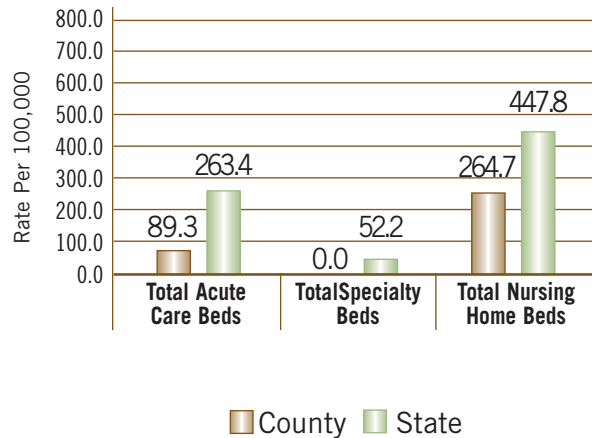
Cause	County		Florida
	Ave. Number of Cases	3 Yr. Rate Per 100,000	3 Yr. Rate Per 100,000
Gonorrhea, Chlamydia, & Infectious Syphilis	118.0	146.1	369.5
Hepatitis B Cases	1.7	2.1	2.6
AIDS Cases	6.7	8.3	27.2
HIV Cases (New Cases)	7.0	9.1	29.4

**Source:** Florida Department of Health, Bureau of HIV/AIDS. Three year average and rates based on 2004-06 data.

## HEALTH CARE ACCESS

### Health Care Facilities

per 100,000, County and State, 2006



**Source:** Division of Medical Quality Assurance and Office of Planning, Evaluation and Data Analysis, Florida Department of Health, Florida Agency for Health Care Administration (AHCA), Fiscal Year 2006

### Health Care Coverage

	County		Florida	
	Number	%	Number	%
Medicare	20,855	20.8	3,109,548	16.8
Medicare HMO	5,002	5.0	779,909	4.2
Medicaid	7,863	7.9	2,079,282	11.2
Medicaid HMO	15	0.0	651,903	3.5
Commercial HMO	7,816	7.8	2,137,547	11.6

**Source:** Medicare enrollment as of May, 2007, Florida Medical Quality Assurance (FMQAI). Medicaid eligibles as of 6/30/07, Agency for Health Care Administration (AHCA). Medicare, Medicaid and Commercial HMO Enrollment as of 6/30/06, Florida Office of Insurance Regulation. Percentages based on 2007 ESRI Population Estimates.

### Federal Designations For Flagler County

Designation	Status	Designation Type
	Primary Health Professional Shortage Area	None
Dental Health Professional Shortage Area	None	—
Mental Health Professional Shortage Area	None	—
Medically Underserved Area/Population	Yes	LIP – Whole County

Note: LIP: Low Income Population

**Source:** U.S. Department of Health and Human Services, HPSA database, 2007

## UTILIZATION

	County	Florida
<sup>1</sup> Hospital Discharge Rate	124.2	133.6
<sup>2</sup> Hospital Utilization Rate (Acute Care Beds)	78.7	58.9
<sup>3</sup> Nursing Home Utilization Rate	93.1	88.2

**Source:** <sup>1</sup>Agency for Health Care Administration (AHCA) Florida Center for Health Information and Policy Analysis Hospital Inpatient Data, Calendar Year 2006, Rates per 1,000; <sup>2</sup>AHCA Florida Hospital Bed Need Projections July 27, 2007; <sup>3</sup>AHCA Florida Nursing Home Utilization by District and Subdistrict April 6, 2007.

### Leading Emergency Department Visits

County	Florida		
Top 5 Primary Diagnosis	# Patients	Top 5 Primary Diagnosis	# Patients
<sup>2</sup> Acute Upper Resp Infection	840	<sup>2</sup> Acute Upper Resp Infection	123,987
<sup>1</sup> Urinary Tract Infection	687	Otitis Media, Unspecified	106,091
Acute Pharyngitis	633	Acute Pharyngitis	101,693
<sup>3</sup> Abdominal Pain	599	<sup>1</sup> Urinary Tract Infection	95,648
Otitis Media, Unspecified	586	Headache	94,509

**Source:** Agency for Health Care Administration (AHCA) Hospital Data File, Calendar Year 2006. Data based on ICD-9 codes and includes both hospital inpatients (admitted via the emergency department) and those seen and treated in the emergency department as outpatients.

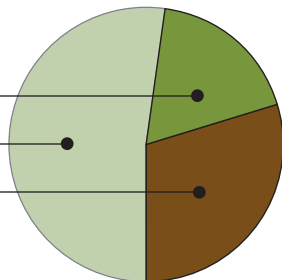
Note: <sup>1</sup>Urinary tract infection, site not specified; <sup>2</sup>Acute upper respiratory infections of unspecified sites; <sup>3</sup>Abdominal pain other specified site

# ■ DEMOGRAPHICS

## Age Groups

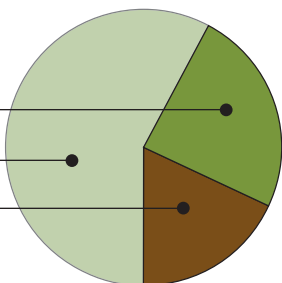
### County

Age	Number	Percent
0-19	18,121	18.1
20-64	52,240	52.2
65+	29,689	29.7



### Florida

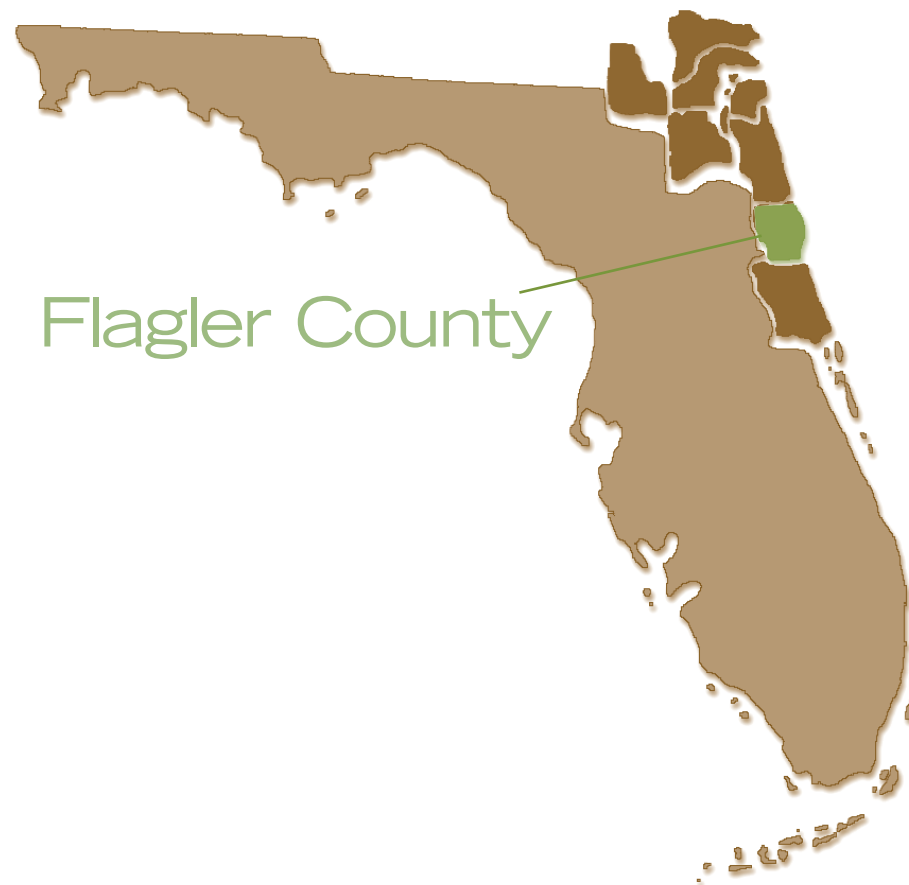
Age	Number	Percent
0-19	4,472,593	24.2
20-64	10,705,295	57.9
65+	3,300,421	17.9



	County		Florida	
	Number	Percent	Number	Percent
<b>Total Population</b>	100,050	—	18,478,309	—
Asian	1,590	1.6	375,256	2.0
Black	10,407	10.4	2,860,188	15.5
White	84,642	84.5	13,993,783	75.7
Other	3,411	3.4	1,249,082	6.8
Hispanic*	7,324	7.3	3,695,954	20.0
Female	52,311	52.3	9,464,750	51.2
Male	47,739	47.7	9,013,559	48.8

\*Persons of Hispanic origin can be of any race.

Source: ESRI Business Solutions Population Data, 2007



## ■ MISSION

The mission of the Health Planning Council of Northeast Florida, Inc. is to provide coordinated health planning services designed to enhance the provision of accessible, affordable, and high quality health care services to all persons residing in Baker, Clay, Duval, Flagler, Nassau, St. Johns, and Volusia Counties.