



## 2009 Flagler County Health Profile

**Building a healthier region  
through research and collaboration.**

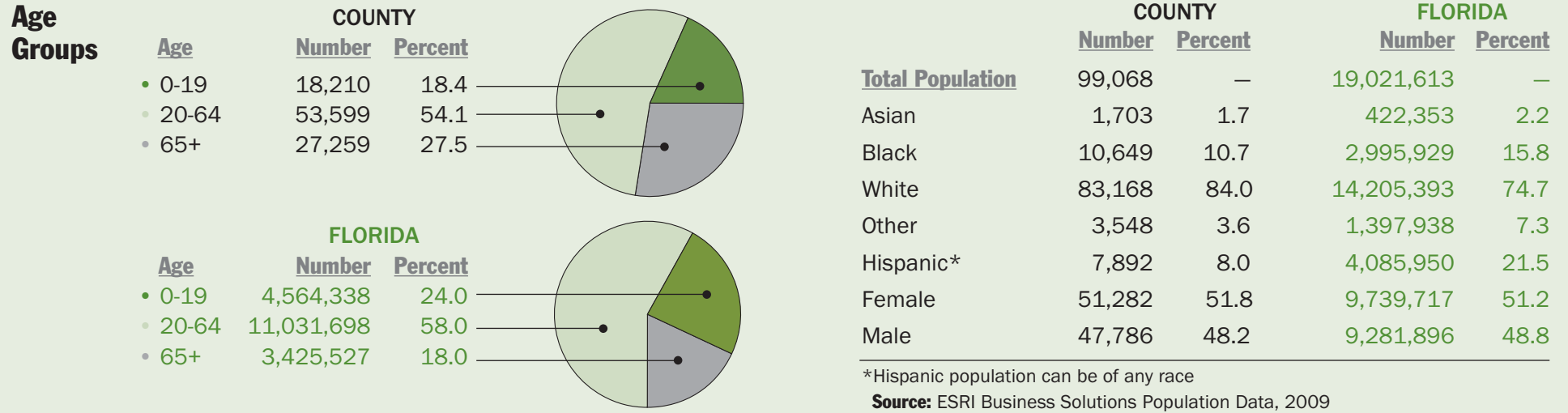
Visit [www.hpcnef.org](http://www.hpcnef.org) to access:

- County health profiles for Baker, Clay, Duval, Nassau, St. Johns and Volusia Counties
- Regional health analytics
- A repository of community level health assessments and studies
- Hospital utilization reports
- Health planning consulting services



# 2009 Flagler County Health Profile

## Demographics



## Socioeconomics

	COUNTY	FLORIDA
Per Capita Income	\$ 28,488	\$ 27,128
Median Household Income	\$ 50,854	\$ 50,413
Percent of persons below 100% FPL	9.8	13.3
Percent of Students on Free/Reduced-Price Lunch	47.8	49.6
Unemployment Rate	11.7	11.2
Percent with High School Diplomas	89.4	84.6
Percent with College Diplomas (Bachelor's)	15.3	16.4

**Source:** ESRI Business Analyst Online Executive Summary 2009; U.S. Census Bureau, Small Area Income & Poverty, 2008; Florida Department of Education, Student Demographic Information Records Data Report September 2009

## Maternal and Infant Health

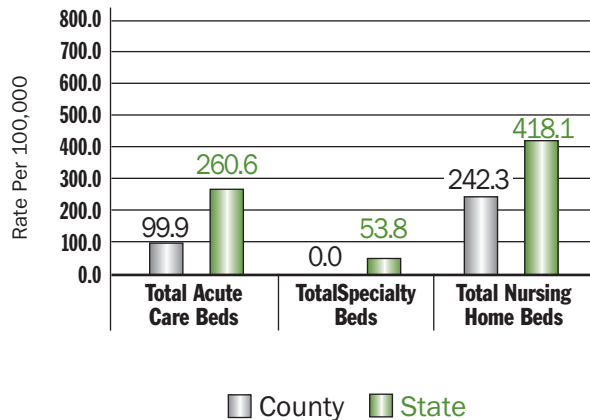
	COUNTY	FLORIDA
Total Birth Rate	10.1	12.6
Teen Birth Rate	32.7	42.5
Repeat Teen Birth Rate	14.8	18.3
Low Birthweight Rate	8.3	8.7
% With Late or No Prenatal Care	3.8	5.8
% of Kindergartners Immunized	88.5	92.7
Infant Death Rate	5.7	7.2

**Source:** Florida Department of Health, Florida CHARTS 3 year rate, 2006-2008

# Health Care Access

## Health Care Facilities

per 100,000, County and State, 2009



**Source:** Florida Agency for Health Care Administration (AHCA), Hospital Beds and Services 7/24/09; Florida Nursing Home Utilization by District and Subdistrict 10/02/09; ESRI Population Estimates 2009.

## Health Care Coverage

COUNTY

FLORIDA

	Number	%	Number	%
Medicare	23,808	24.0	3,247,677	17.1
Medicare HMO	4,747	4.8	750,336	3.9
Medicaid	11,668	11.8	2,727,362	14.3
Medicaid HMO	15	0.0	946,066	5.0
Commercial HMO	5,451	5.5	1,573,347	8.3

**Source:** Medicare enrollment as of March, 2009, Florida Medical Quality Assurance (FMQAI). Medicaid eligibles as of 11/30/09, Agency for Health Care Administration (AHCA). Medicare, Medicaid and Commercial HMO Enrollment as of 6/30/09, Florida Office of Insurance Regulation. Percentages based on ESRI Population Estimates 2009.

## Federal Designations For Flagler County

	Designation Status	Designation Type
Primary Health Professional Shortage Area	No	—
Dental Health Professional Shortage Area	No	—
Mental Health Professional Shortage Area	No	—
Medically Underserved Area/Population	Yes	LIP

Note: LIP: Low Income Population

**Source:** U.S. Department of Health and Human Services, HPSA database, 2009

## Leading Causes of Death

Cause	COUNTY		FLORIDA
	Number of Deaths	Age-Adjusted Death Rate	Age-Adjusted Death Rate
All Causes	972	563.9	679.8
Cancer	269	136.8	162.3
Heart Disease	184	112.9	162.2
*Respiratory Disease	51	22.8	36.2
Stroke	48	24.5	33.0
Unintentional Injuries	44	42.3	44.8

**Source:** Florida Department of Health, CHARTS. Number of deaths and age-adjusted death rate based on 3 year average for 2006-2008 (per 100,000 population).  
\*Note that respiratory disease includes Chronic Obstructive Pulmonary Disease and Asthma.

## Infectious Diseases

Cause	COUNTY		FLORIDA
	Avg. Number of Cases	3 Yr. Rate Per 100,000	3 Yr. Rate Per 100,000
Gonorrhea, Chlamydia, & Infectious Syphilis	235	251.4	447.7
Hepatitis B Cases	2	2.1	2.0
AIDS Cases	5	5.0	23.7
HIV Cases (New Cases)	7	7.8	32.2

**Source:** Florida Department of Health, Florida CHARTS 3 year average number of cases and rates based on 2006-2008 data.

## Utilization

	<b>County</b>	<b>Florida</b>
<sup>1</sup> Hospital Discharge Rate	109.0	129.7
<sup>2</sup> Hospital Utilization Rate (Acute Care Beds)	66.0	57.6
<sup>3</sup> Nursing Home Utilization Rate	93.8	87.4

**Source:** <sup>1</sup>Agency for Health Care Administration (AHCA) Florida Center for Health Information and Policy Analysis Hospital Inpatient Data, Calendar Year 2008, Rates per 1,000;  
<sup>2</sup>AHCA Florida Hospital Bed Need Projections July 24, 2009;  
<sup>3</sup>AHCA Florida Nursing Home Utilization by District and Subdistrict Report April 3, 2009.

## Leading Emergency Department Visits

<b>County</b>		<b># Patients</b>
<b>Top 5 Primary Diagnosis</b>		
<sup>2</sup> Acute Upper Resp Infection	.....	773
<sup>1</sup> Urinary Tract Infection	.....	770
Acute Pharyngitis	.....	754
<sup>3</sup> Abdominal Pain	.....	695
Otitis Media, Unspecified	.....	640

<b>Florida</b>		<b># Patients</b>
<b>Top 5 Primary Diagnosis</b>		
<sup>2</sup> Acute Upper Resp Infection	.....	132,658
<sup>1</sup> Urinary Tract Infection	.....	131,895
Other Chest Pain	.....	116,877
<sup>3</sup> Abdominal Pain	.....	106,841
Headache	.....	104,580

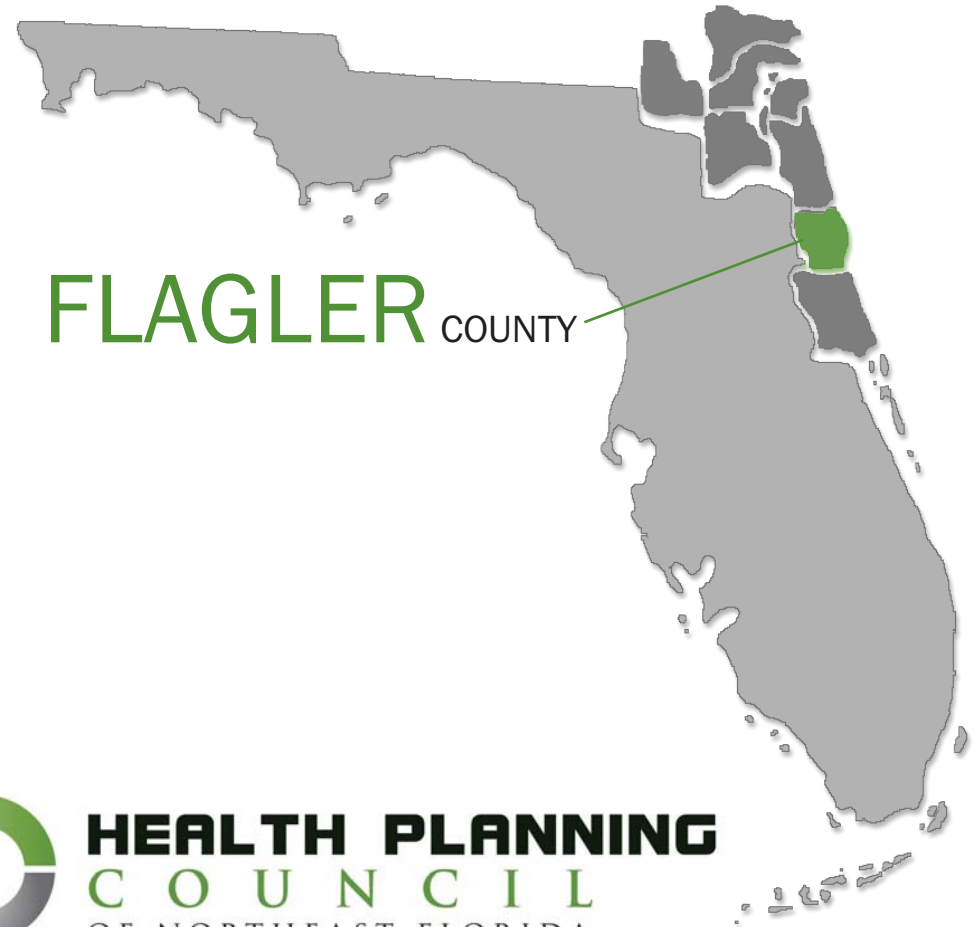
**Source:** Agency for Health Care Administration (AHCA) Hospital Data File, Calendar Year 2008. Data based on ICD-9 codes and includes both hospital inpatients (admitted via the emergency department) and those seen and treated in the emergency department as outpatients.

**Note:** <sup>1</sup>Urinary tract infection, site not specified;  
<sup>2</sup>Acute upper respiratory infections of unspecified sites;  
<sup>3</sup>Abdominal pain other specified site;  
<sup>4</sup>Unspecified disorder of teeth and supporting structures

## Mission

The mission of the Health Planning Council of Northeast Florida, Inc. is to provide coordinated health planning services designed to enhance the provision of accessible, affordable, and high quality health care services to all persons residing in Baker, Clay, Duval, Flagler, Nassau, St. Johns, and Volusia Counties.

**SERVING THE COUNTIES OF  
 BAKER, CLAY, DUVAL, FLAGLER  
 NASSAU, ST. JOHNS and VOLUSIA**



**HEALTH PLANNING  
 COUNCIL  
 OF NORTHEAST FLORIDA**

644 Cesery Boulevard, Suite 210 • Jacksonville, FL 32211  
 Ph. (904) 723-2162 • Fax (904) 723-2170

[www.hpcnef.org](http://www.hpcnef.org)