

■ MISSION

The mission of the Health Planning Council of Northeast Florida, Inc. is to provide coordinated health planning services designed to enhance the provision of accessible, affordable, and high quality health care services to all persons residing in Baker, Clay, Duval, Flagler, Nassau, St. Johns, and Volusia Counties.

HEALTH PLANNING COUNCIL
OF NORTHEAST FLORIDA, INC.



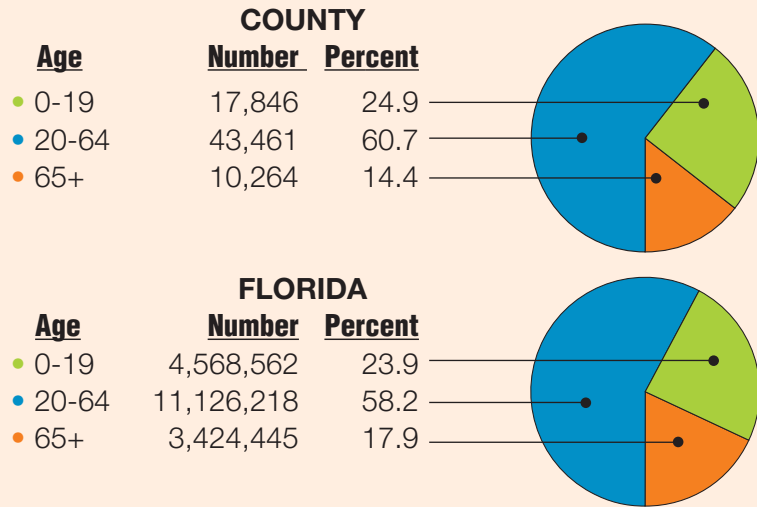


HEALTH PROFILE

NASSAU County

Demographics

Age Groups



	COUNTY		FLORIDA	
	Number	Percent	Number	Percent
Total Population	71,571	—	19,119,225	—
Asian	475	0.7	412,573	2.2
Black	6,812	9.5	2,997,561	15.7
White	62,679	87.6	14,341,993	75.0
Other	1,605	2.2	1,367,098	7.2
Hispanic*	1,679	2.3	4,015,128	21.0
Female	36,415	50.9	9,804,249	51.3
Male	35,156	49.1	9,314,976	48.7

*Hispanic population can be of any race
Source: ESRI Business Solutions Population Data, 2008

Socioeconomics

	COUNTY	FLORIDA
Per Capita Income	\$28,170	\$27,867
Median Household Income	\$56,619	\$50,509
Percent of persons below 100% FPL	8.9	12.1
*Percent of Students on Free/Reduced Lunch		
Elementary School	39.2	51.9
Middle School	32.2	46.6
Unemployment Rate	8.6	9.5
Percent with High School Diplomas	85.6	84.4
Percent with College Diplomas	21.2	25.2

Source: ESRI Business Solutions Population Data, 2008; U.S. Census Bureau, Small Area Income and Poverty, 2007; * Florida School Indicators Report, 2006-07, Florida Department of Education. High school students are not included in the free and reduced price lunch program; Florida Research & Economic Database, 2009

Maternal and Infant Health

	COUNTY	FLORIDA
Total Birth Rate	11.8	12.7
Teen Birth Rate	45.5	42.9
Repeat Teen Birth Rate	16.8	16.3
Low Birthweight Rate	8.1	8.7
% With Late or No Prenatal Care	3.7	5.7
% of Kindergartners Immunized	94.7	94.1
Infant Death Rate	7.5	7.2

Source: Florida Department of Health, CHARTS, 3 year average, 2005-2007

Leading Causes of Death

Cause	COUNTY		FLORIDA
	Number of Deaths	Age-Adjusted Death Rate	Age-Adjusted Death Rate
All Causes	566	822.0	697.9
Cancer	127	194.6	165.9
Heart Disease	124	165.9	172.5
Unintentional Injuries	53	77.5	45.3
*Respiratory Disease	50	54.6	36.3
Stroke	28	42.6	35.1

Source: Florida Department of Health, CHARTS. Number of deaths and age-adjusted death rate based on 3 year average for 2005-2007 (per 100,000 population).
*Note that respiratory disease includes Chronic Obstructive Pulmonary Disease and Asthma.

Infectious Diseases

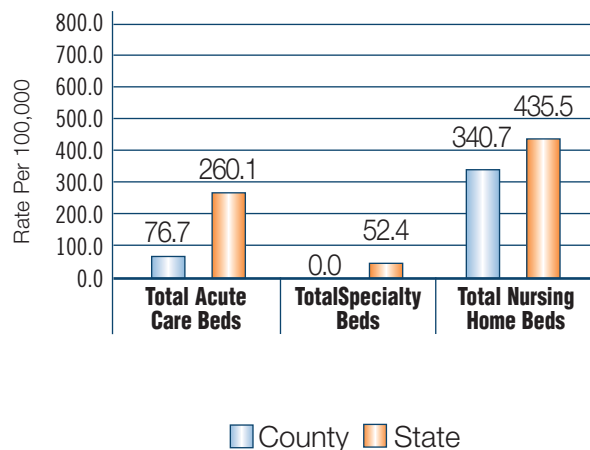
Cause	COUNTY		FLORIDA
	Avg. Number of Cases	3 Yr. Rate Per 100,000	3 Yr. Rate Per 100,000
Gonorrhea, Chlamydia, & Infectious Syphilis	187	273.9	398.5
Hepatitis B Cases	3	4.4	2.3
AIDS Cases	3	4.4	24.0
HIV Cases	7	9.8	29.3

Source: Florida Department of Health, Bureau of HIV/AIDS. Three year average and rates based on 2005-07 data.

Health Care Access

Health Care Facilities

per 100,000, County and State, 2008



Source: Florida Agency for Health Care Administration (AHCA), Hospital Beds and Services 7/25/08; Florida Nursing Home Utilization by District and Subdistrict 10/03/08; Population Estimates 9/08.

Health Care Coverage

	COUNTY		FLORIDA	
	Number	%	Number	%
Medicare	12,507	17.5	3,247,677	17.0
Medicare HMO	1,572	2.2	701,703	3.7
Medicaid	6,995	9.8	2,359,525	12.3
Medicaid HMO	1,069	1.5	868,265	4.5
Commercial HMO	7,578	10.6	1,645,918	8.6

Source: Medicare enrollment as of March, 2009, Florida Medical Quality Assurance (FMQA). Medicaid eligibles as of 3/31/09, Agency for Health Care Administration (AHCA). Medicare, Medicaid and Commercial HMO Enrollment as of 9/30/08, Florida Office of Insurance Regulation. Percentages based on 2008 ESRI Population Estimates.

Federal Designations For Nassau County

	Designation Status	Designation Type
Primary Health Professional Shortage Area	Yes	LIP – Callahan/Hilliard Service Area
Dental Health Professional Shortage Area	Yes	LIP – Callahan/Hilliard Service Area
Mental Health Professional Shortage Area	No	—
Medically Underserved Area/Population	Yes	Whole County

Note: LIP: Low Income Population

Source: U.S. Department of Health and Human Services, HPSA database, 2009

■ Utilization

	County	Florida
¹ Hospital Discharge Rate	117.7	129.4
² Hospital Utilization Rate (Acute Care Beds)	45.4	57.9
³ Nursing Home Utilization Rate	92.7	88.1

Source: ¹Agency for Health Care Administration (AHCA) Florida Center for Health Information and Policy Analysis Hospital Inpatient Data, Calendar Year 2007, Rates per 1,000; ²AHCA Florida Hospital Bed Need Projections July 25, 2008; ³Health Planning Council of Northeast Florida Annual Nursing Home Utilization Report, Calendar Year 2007.

Leading Emergency Department Visits

County

<u>Top 5 Primary Diagnosis</u>	<u># Patients</u>
³ Abdominal Pain	582
Unspecified Chest Pain	485
Other Chest Pain	454
Headache	402
¹ Urinary Tract Infection	370

Florida

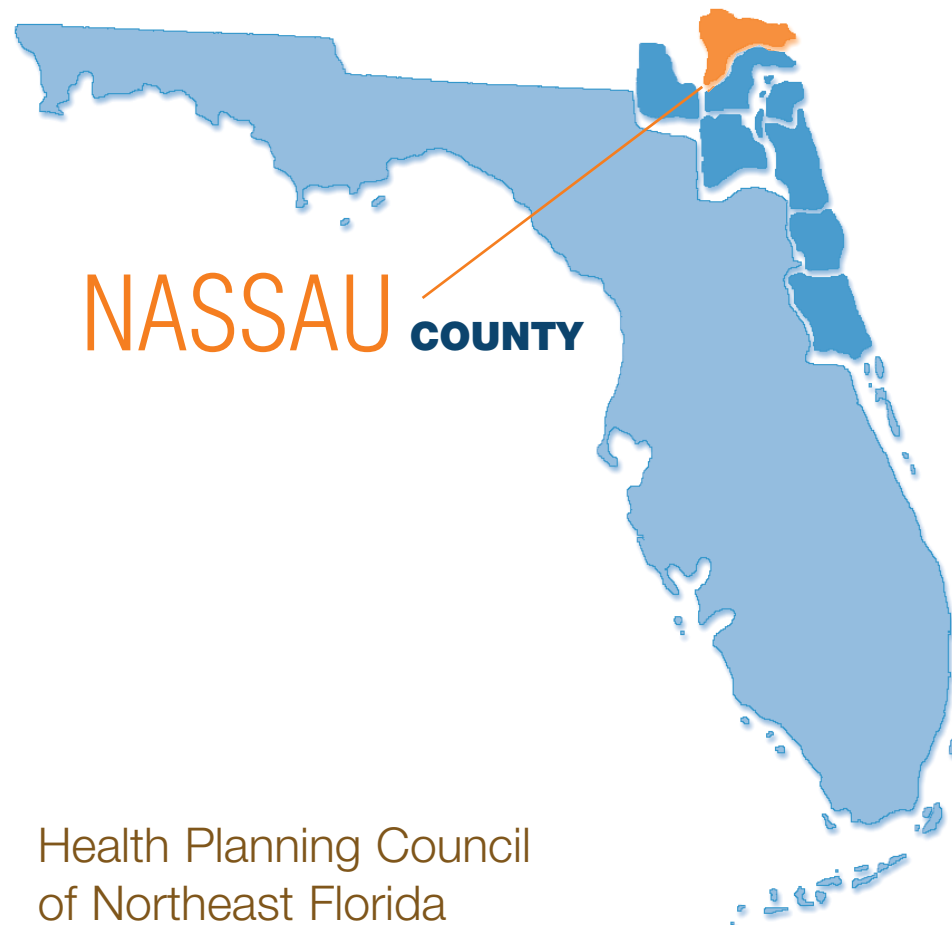
<u>Top 5 Primary Diagnosis</u>	<u># Patients</u>
¹ Urinary Tract Infection	122,892
² Acute Upper Resp Infection	115,775
Other Chest Pain	109,280
Headache	99,914
Unspecified Chest Pain	97,767

Source: Agency for Health Care Administration (AHCA) Hospital Data File, Calendar Year 2007. Data based on ICD-9 codes and includes both hospital inpatients (admitted via the emergency department) and those seen and treated in the emergency department as outpatients.

Note: ¹Urinary tract infection, site not specified;

²Acute upper respiratory infections of unspecified sites.

³Abdominal pain unspecified site



Health Planning Council
of Northeast Florida

SERVING THE COUNTIES OF

BAKER, CLAY, DUVAL, FLAGLER
NASSAU, ST. JOHNS and VOLUSIA

644 Cesery Boulevard, Suite 210 • Jacksonville, FL 32211

Ph. (904) 723-2162 • Fax (904) 723-2170

www.hpcnef.org