



2009 Nassau County Health Profile

**Building a healthier region
through research and collaboration.**

Visit www.hpcnef.org to access:

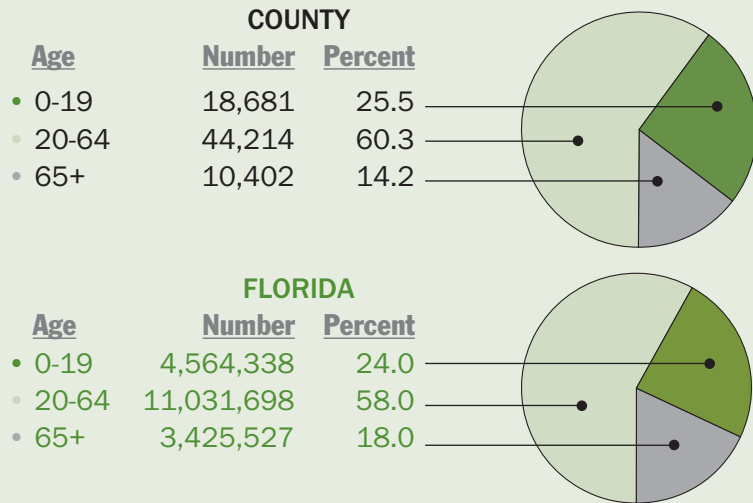
- County health profiles for Baker, Clay, Duval, Flagler, St. Johns and Volusia Counties
- Regional health analytics
- A repository of community level health assessments and studies
- Hospital utilization reports
- Health planning consulting services



2009 Nassau County Health Profile

Demographics

Age Groups



	COUNTY		FLORIDA	
	Number	Percent	Number	Percent
Total Population	73,297	—	19,021,613	—
Asian	507	0.7	422,353	2.2
Black	7,088	9.7	2,995,929	15.8
White	64,064	87.4	14,205,393	74.7
Other	1,638	2.2	1,397,938	7.3
Hispanic*	1,775	2.4	4,085,950	21.5
Female	37,199	50.8	9,739,717	51.2
Male	36,098	49.2	9,281,896	48.8

*Hispanic population can be of any race

Source: ESRI Business Solutions Population Data, 2009

Socioeconomics

	COUNTY	FLORIDA
Per Capita Income	\$ 27,563	\$ 27,128
Median Household Income	\$ 56,115	\$ 50,413
Percent of persons below 100% FPL	8.9	13.3
Percent of Students on Free/Reduced-Price Lunch	36.0	49.6
Unemployment Rate	8.7	11.2
Percent with High School Diplomas	85.4	84.6
Percent with College Diplomas (Bachelor's)	14.2	16.4

Source: ESRI Business Analyst Online Executive Summary 2009; U.S. Census Bureau, Small Area Income & Poverty, 2008; Florida Department of Education, Student Demographic Information Records Data Report September 2009

Maternal and Infant Health

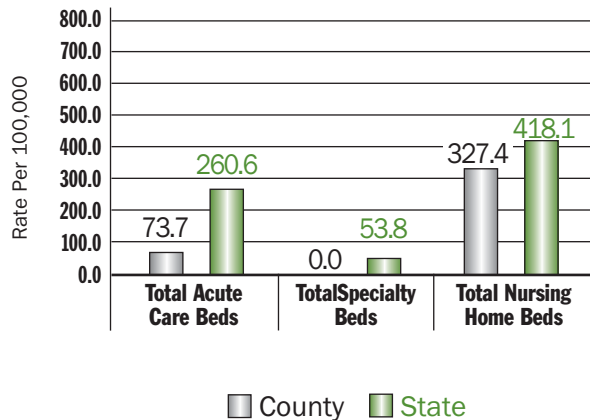
	COUNTY	FLORIDA
Total Birth Rate	11.5	12.6
Teen Birth Rate	44.1	42.5
Repeat Teen Birth Rate	18.2	18.3
Low Birthweight Rate	8.0	8.7
% With Late or No Prenatal Care	4.2	5.8
% of Kindergartners Immunized	93.6	92.7
Infant Death Rate	5.4	7.2

Source: Florida Department of Health, Florida CHARTS 3 year rate, 2006-2008

Health Care Access

Health Care Facilities

per 100,000, County and State, 2009



Source: Florida Agency for Health Care Administration (AHCA), Hospital Beds and Services 7/24/09; Florida Nursing Home Utilization by District and Subdistrict 10/02/09; ESRI Population Estimates 2009.

Health Care Coverage

COUNTY

FLORIDA

	Number	%	Number	%
Medicare	12,507	17.1	3,247,677	17.1
Medicare HMO	1,557	2.1	750,336	3.9
Medicaid	8,392	11.4	2,727,362	14.3
Medicaid HMO	1,056	1.5	946,066	5.0
Commercial HMO	6,598	9.0	1,573,347	8.3

Source: Medicare enrollment as of March, 2009, Florida Medical Quality Assurance (FMQAI). Medicaid eligibles as of 11/30/09, Agency for Health Care Administration (AHCA). Medicare, Medicaid and Commercial HMO Enrollment as of 6/30/09, Florida Office of Insurance Regulation. Percentages based on ESRI Population Estimates 2009.

Federal Designations For Nassau County

	Designation Status	Designation Type
Primary Health Professional Shortage Area	Yes	LIP - Callahan/Hilliard Service Area
Dental Health Professional Shortage Area	Yes	LIP - Callahan/Hilliard Service Area
Mental Health Professional Shortage Area	None	—
Medically Underserved Area/Population	Yes	Whole County

Note: LIP: Low Income Population

Source: U.S. Department of Health and Human Services, HPSA database, 2009

Leading Causes of Death

Cause	COUNTY		FLORIDA
	Number of Deaths	Age-Adjusted Death Rate	Age-Adjusted Death Rate
All Causes	603	771.2	679.8
Cancer	153	177.0	162.3
Heart Disease	131	162.8	162.2
*Respiratory Disease	46	52.3	36.2
Unintentional Injuries	44	72.1	44.8
Stroke	27	35.8	33.0

Source: Florida Department of Health, CHARTS. Number of deaths and age-adjusted death rate based on 3 year average for 2006-2008 (per 100,000 population).
*Note that respiratory disease includes Chronic Obstructive Pulmonary Disease and Asthma.

Infectious Diseases

Cause	COUNTY		FLORIDA
	Avg. Number of Cases	3 Yr. Rate Per 100,000	3 Yr. Rate Per 100,000
Gonorrhea, Chlamydia, & Infectious Syphilis	233	332.3	447.7
Hepatitis B Cases	3	3.8	2.0
AIDS Cases	4	5.2	23.7
HIV Cases (New Cases)	7	10.4	32.2

Source: Florida Department of Health, Florida CHARTS 3 year average number of cases and rates based on 2006-2008 data.

Utilization

	County	Florida
¹ Hospital Discharge Rate	120.6	129.7
² Hospital Utilization Rate (Acute Care Beds)	44.8	57.6
³ Nursing Home Utilization Rate	90.4	87.4

Source: ¹Agency for Health Care Administration (AHCA) Florida Center for Health Information and Policy Analysis Hospital Inpatient Data, Calendar Year 2008, Rates per 1,000;
²AHCA Florida Hospital Bed Need Projections July 24, 2009;
³AHCA Florida Nursing Home Utilization by District and Subdistrict Report April 3, 2009.

Leading Emergency Department Visits

County		# Patients
Top 5 Primary Diagnosis		
Chest Pain, unspecified	670
³ Abdominal Pain	473
¹ Urinary Tract Infection	468
Other Chest Pain	436
² Acute Upper Resp Infection	425
Headache	425

Florida		# Patients
Top 5 Primary Diagnosis		
² Acute Upper Resp Infection	132,658
¹ Urinary Tract Infection	131,895
Other Chest Pain	116,877
³ Abdominal Pain	106,841
Headache	104,580

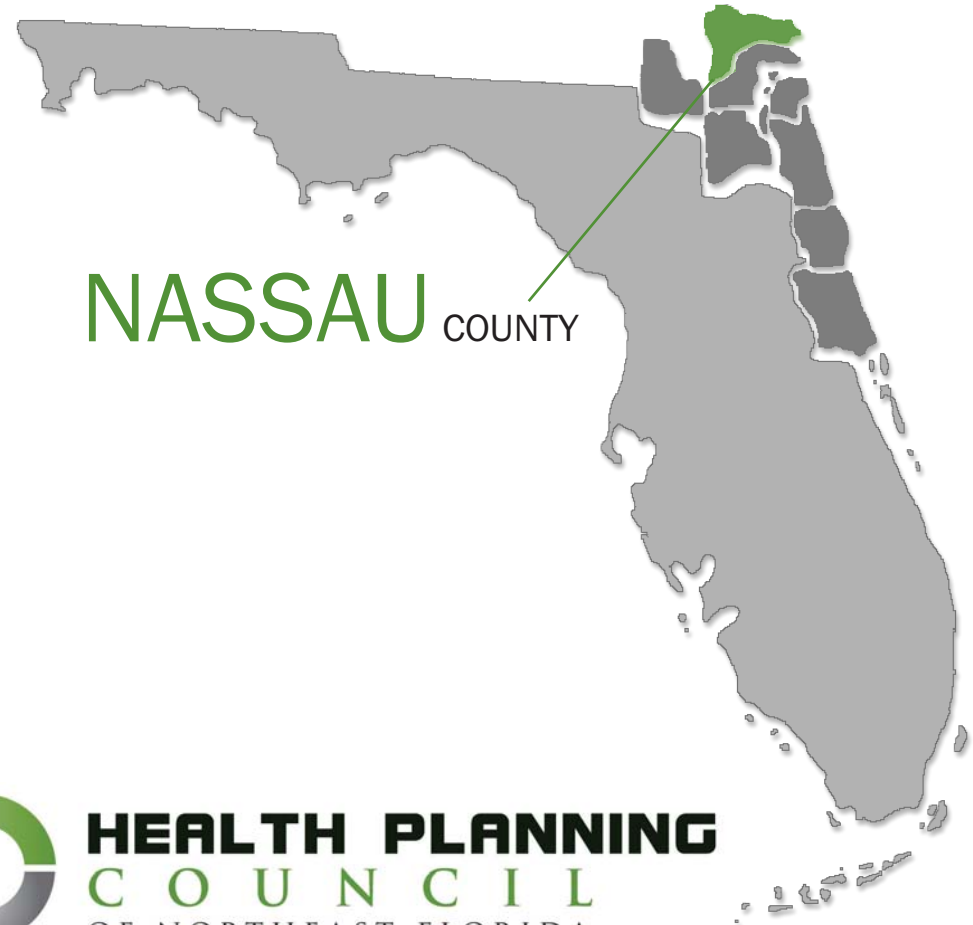
Source: Agency for Health Care Administration (AHCA) Hospital Data File, Calendar Year 2008. Data based on ICD-9 codes and includes both hospital inpatients (admitted via the emergency department) and those seen and treated in the emergency department as outpatients.

Note: ¹Urinary tract infection, site not specified;
²Acute upper respiratory infections of unspecified sites;
³Abdominal pain other specified site;

Mission

The mission of the Health Planning Council of Northeast Florida, Inc. is to provide coordinated health planning services designed to enhance the provision of accessible, affordable, and high quality health care services to all persons residing in Baker, Clay, Duval, Flagler, Nassau, St. Johns, and Volusia Counties.

**SERVING THE COUNTIES OF
 BAKER, CLAY, DUVAL, FLAGLER
 NASSAU, ST. JOHNS and VOLUSIA**



**HEALTH PLANNING
 COUNCIL
 OF NORTHEAST FLORIDA**

644 Cesery Boulevard, Suite 210 • Jacksonville, FL 32211
 Ph. (904) 723-2162 • Fax (904) 723-2170

www.hpcnef.org