



COUNTY HEALTH PROFILE
VOLUSIA COUNTY

HEALTH PLANNING COUNCIL
OF NORTHEAST FLORIDA, INC.



SERVING THE COUNTIES OF
BAKER, CLAY, DUVAL, FLAGLER
NASSAU, ST. JOHNS and VOLUSIA

644 Cesery Boulevard, Suite 210

Jacksonville, FL 32211

Ph. (904) 723-2162 • Fax (904) 723-2170

www.hpcnef.org

■ SOCIOECONOMICS

	<u>County</u>	<u>Florida</u>
Per Capita Income	\$24,844	\$26,399
Median Household Income	\$44,066	\$46,736
Percent of persons below 100% FPL	11.2	11.9
*Percent of Students on Free/Reduced Lunch		
Elementary School	51.2	52.4
Middle School	42.9	47.7
Unemployment Rate	4.3	4.3
Percent with High School Diplomas	82.0	80.4
Percent with College Diplomas	17.6	24.4

Source: ESRI Business Solutions Population Data, 2007; U.S. Census Bureau, Small Area Income & Poverty, 2004; * Florida School Indicators Report, 2005-06, Florida Department of Education. High school students are not included in the free and reduced price lunch program; Florida Research & Economic Database, 2007; U.S. Census Bureau, 2000.

■ MATERNAL and INFANT HEALTH

	<u>County</u>	<u>Florida</u>
Total Birth Rate	10.1	12.6
Teen Birth Rate	40.2	42.4
Repeat Teen Birth Rate	14.6	16.0
Low Birthweight Rate	7.8	8.7
% With Late or No Prenatal Care	4.7	5.1
% of Kindergartners Immunized	94.6	94.1
Infant Death Rate	6.3	7.2

Source: Florida Department of Health, CHARTS, 3 year average, 2004 - 2006

■ LEADING CAUSES OF DEATH

Cause	County		Florida
	Number of Deaths	Age-Adjusted Death Rate	Age-Adjusted Death Rate
All Causes	6,126	787.4	714.3
Cancer	1,443	187.1	169.8
Heart Disease	1,493	179.0	182.8
*Respiratory Disease	407	48.3	36.6
Stroke	360	42.6	37.1
Diabetes	196	24.7	21.2

Source: Florida Department of Health, CHARTS. Number of deaths and age-adjusted death rate based on 3 year average for 2004-2006 (per 100,000 population). *Note that respiratory disease includes Chronic Obstructive Pulmonary Disease and Asthma

■ INFECTIOUS DISEASES

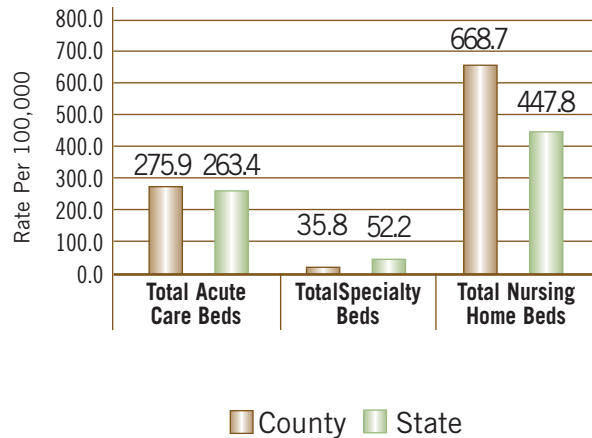
Cause	County		Florida
	Ave. Number of Cases	3 Yr. Rate Per 100,000	3 Yr. Rate Per 100,000
Gonorrhea, Chlamydia, & Infectious Syphilis	1,271.0	256.0	369.5
Hepatitis B Cases	7.7	1.5	2.6
AIDS Cases	90.0	18.1	27.2
HIV Cases (New Cases)	72.0	14.5	29.4

Source: Florida Department of Health, Bureau of HIV/AIDS. Three year average and rates based on 2004-06 data.

HEALTH CARE ACCESS

Health Care Facilities

per 100,000, County and State, 2006



Source: Division of Medical Quality Assurance and Office of Planning, Evaluation and Data Analysis, Florida Department of Health, Florida Agency for Health Care Administration (AHCA), Fiscal Year 2006

Health Care Coverage

	County		Florida	
	Number	%	Number	%
Medicare	108,286	20.9	3,109,548	16.8
Medicare HMO	33,129	6.4	779,909	4.2
Medicaid	52,579	10.1	2,079,282	11.2
Medicaid HMO	21,135	4.1	651,903	3.5
Commercial HMO	61,431	11.8	2,137,547	11.6

Source: Medicare enrollment as of May, 2007, Florida Medical Quality Assurance (FMQAI). Medicaid eligibles as of 6/30/07, Agency for Health Care Administration (AHCA). Medicare, Medicaid and Commercial HMO Enrollment as of 6/30/06, Florida Office of Insurance Regulation. Percentages based on 2007 ESRI Population Estimates.

Federal Designations For Volusia County

Designation	Status	Designation Type
Primary Health Professional Shortage Area	Yes	LIP/MFW, CHC
Dental Health Professional Shortage Area	Yes	LIP/MFW, CHC
Mental Health Professional Shortage Area	Yes	Correctional Institution
Medically Underserved Area/Population	Yes	LIP/MFW

Note: LIP: Low Income Population | MFW: Migrant Farmworker Population | CHC: Community Health Center

Source: U.S. Department of Health and Human Services, HPSA database, 2007

UTILIZATION

	County	Florida
¹ Hospital Discharge Rate	138.3	133.6
² Hospital Utilization Rate (Acute Care Beds)	57.0	58.9
³ Nursing Home Utilization Rate	89.9	88.2

Source: ¹Agency for Health Care Administration (AHCA) Florida Center for Health Information and Policy Analysis Hospital Inpatient Data, Calendar Year 2006, Rates per 1,000; ²AHCA Florida Hospital Bed Need Projections July 27, 2007; ³AHCA Florida Nursing Home Utilization by District and Subdistrict April 6, 2007.

Leading Emergency Department Visits

County	Florida		
Top 5 Primary Diagnosis	# Patients	Top 5 Primary Diagnosis	# Patients
Acute Pharyngitis	5,505	² Acute Upper Resp Infection	123,987
² Acute Upper Resp Infection	5,476	Otitis Media, Unspecified	106,091
Otitis Media, Unspecified	5,022	Acute Pharyngitis	101,693
¹ Urinary Tract Infection	4,633	¹ Urinary Tract Infection	95,648
³ Bronchitis	4,535	Headache	94,509

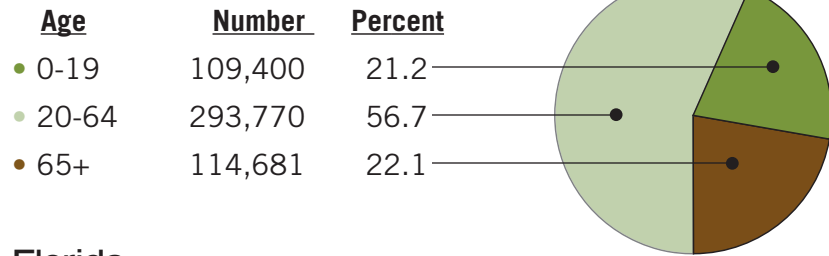
Source: Agency for Health Care Administration (AHCA) Hospital Data File, Calendar Year 2006. Data based on ICD-9 codes and includes both hospital inpatients (admitted via the emergency department) and those seen and treated in the emergency department as outpatients.

Note: ¹Urinary tract infection, site not specified; ²Acute upper respiratory infections of unspecified sites; ³Bronchitis not specified as acute or chronic

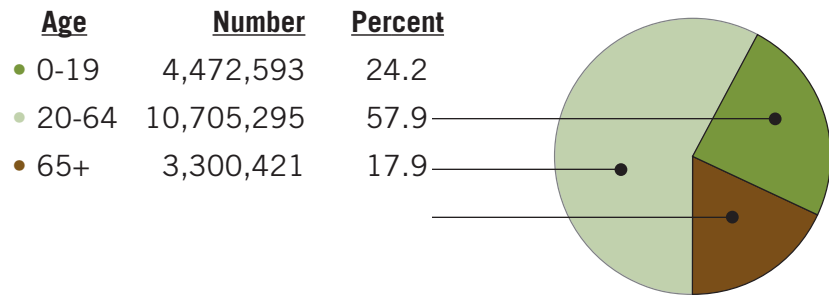
■ DEMOGRAPHICS

Age Groups

County



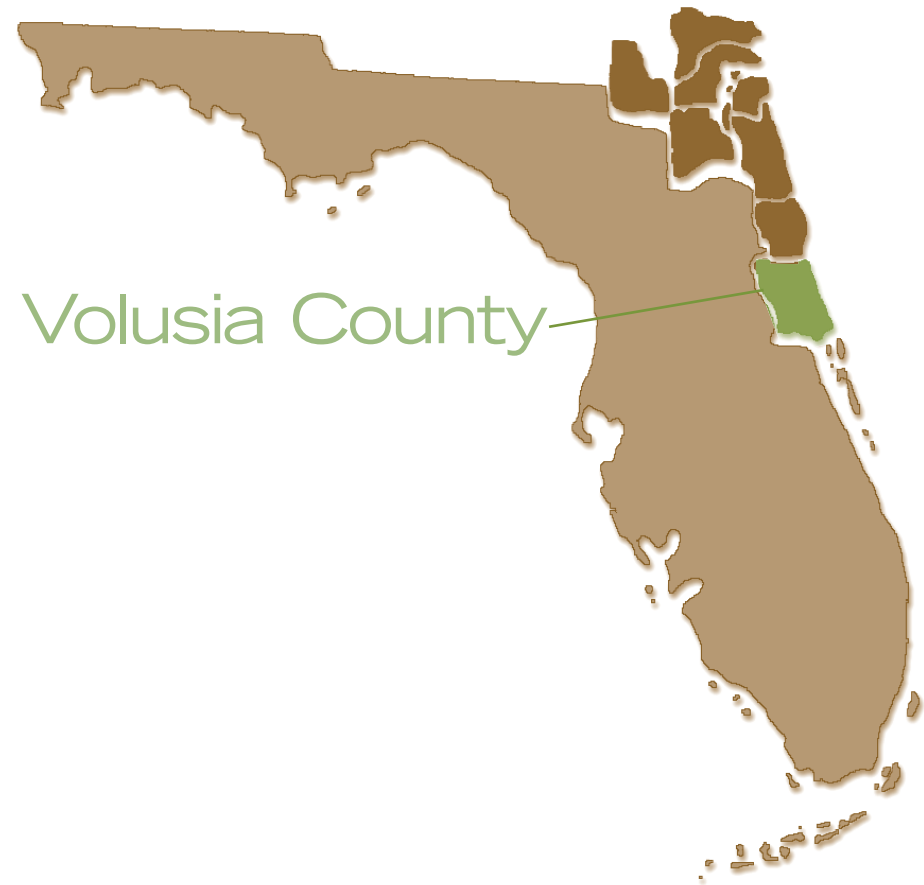
Florida



	County		Florida	
	Number	Percent	Number	Percent
Total Population	517,851	—	18,478,309	—
Asian	6,974	1.3	375,256	2.0
Black	56,207	10.9	2,860,188	15.5
White	430,477	83.1	13,993,783	75.7
Other	24,193	4.7	1,249,082	6.8
Hispanic*	48,503	9.4	3,695,954	20.0
Female	266,513	51.5	9,464,750	51.2
Male	251,338	48.5	9,013,559	48.8

*Persons of Hispanic origin can be of any race.

Source: ESRI Business Solutions Population Data, 2007



■ MISSION

The mission of the Health Planning Council of Northeast Florida, Inc. is to provide coordinated health planning services designed to enhance the provision of accessible, affordable, and high quality health care services to all persons residing in Baker, Clay, Duval, Flagler, Nassau, St. Johns, and Volusia Counties.